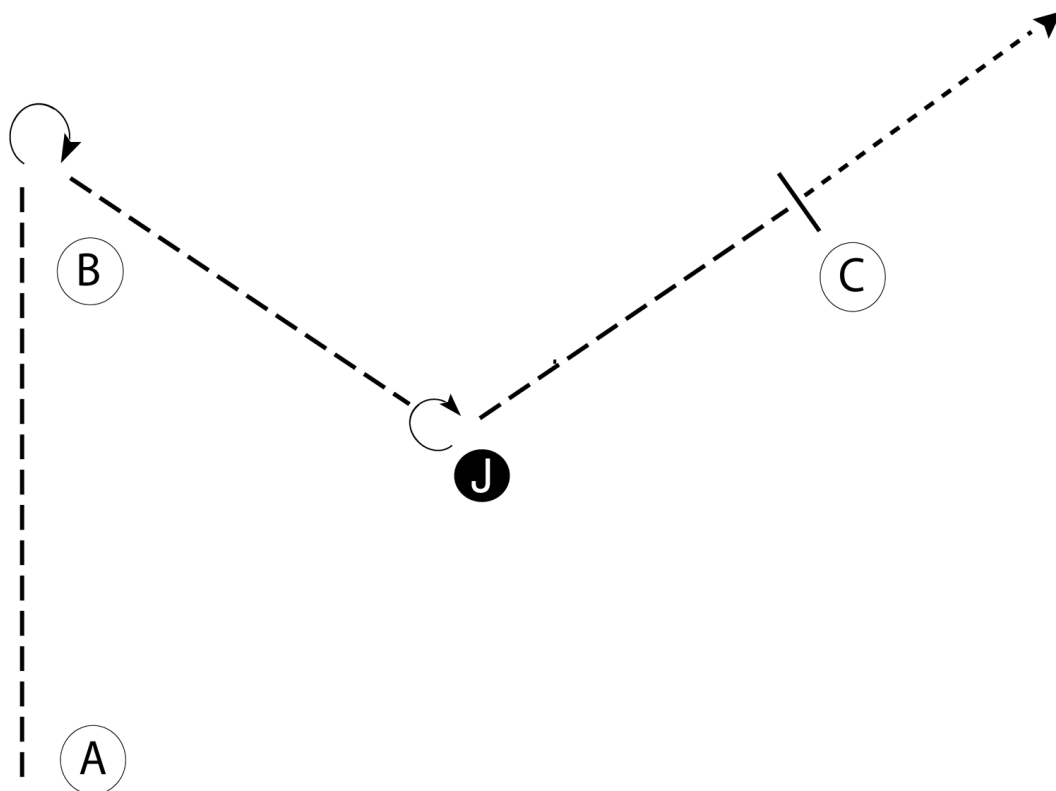


Southeastern Classic

English Showmanship (Youth 13 & Under, 14-18)

Show Date: 08-10-2019



Be ready at A.

1. Trot to and past B.
2. Stop past B, turn 135 degrees and trot to judge.
3. Stop and set up for inspection.
4. When dismissed, do a 3/4 turn and trot to C.
5. Stop at C. When dismissed, walk straight away from C to exit.

Walk	-----
Trot	- - - - -
Back	←
Marker	(B)
Judge	(J)

[S/1-24]

Pattern Provided by:

GAHA

www.HorseShowPatterns.com

www.HorseShowPatterns.com

www.HorseShowPatterns.com



www.HorseShowPatterns.com

- www.HorseShowPatterns.com

www.HorseShowPatterns.com

www.HorseShowPatterns.com

www.HorseShowPatterns.com

www.HorseShowPatterns.com

www.HorseShowPatterns.com

Southeastern Classic

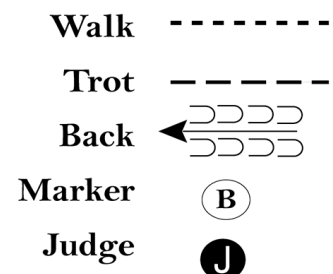
Showmanship (ALL BREED, Novice Youth, Novice NonPro)

Show Date: 08-10-2019

Be ready at B.

1. When acknowledged, back to A.
2. Walk to B.
3. Trot until even with judge and stop.
4. Perform a 270 degree turn.
5. Walk to judge, stop and set up for inspection.
6. When dismissed, perform a 90 degree turn.
7. Walk straight away from judge.

Follow the instructions of your ring steward.



[S/2-65]

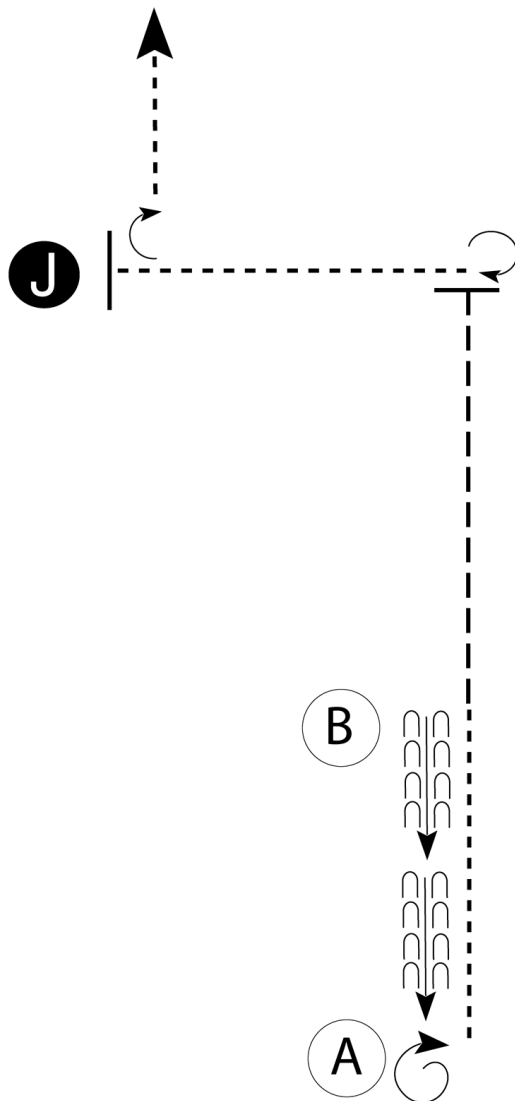
Pattern Provided by:

GAHA

Southeastern Classic

Showmanship (Youth, NonPro, Masters)

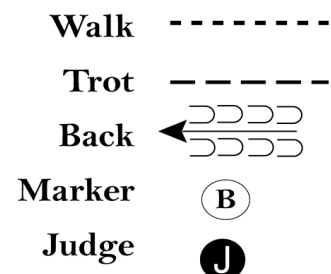
Show Date: 08-10-2019



Be ready at B.

1. When acknowledged, back to A.
2. Perform a 360 degree turn.
3. Walk to B.
4. Trot until even with judge and stop.
5. Perform a 270 degree turn.
6. Walk to judge, stop and set up for inspection.
7. When dismissed, perform a 90 degree turn.
8. Walk straight away from judge.

Follow the instructions of your ring steward.



[S/3-65]

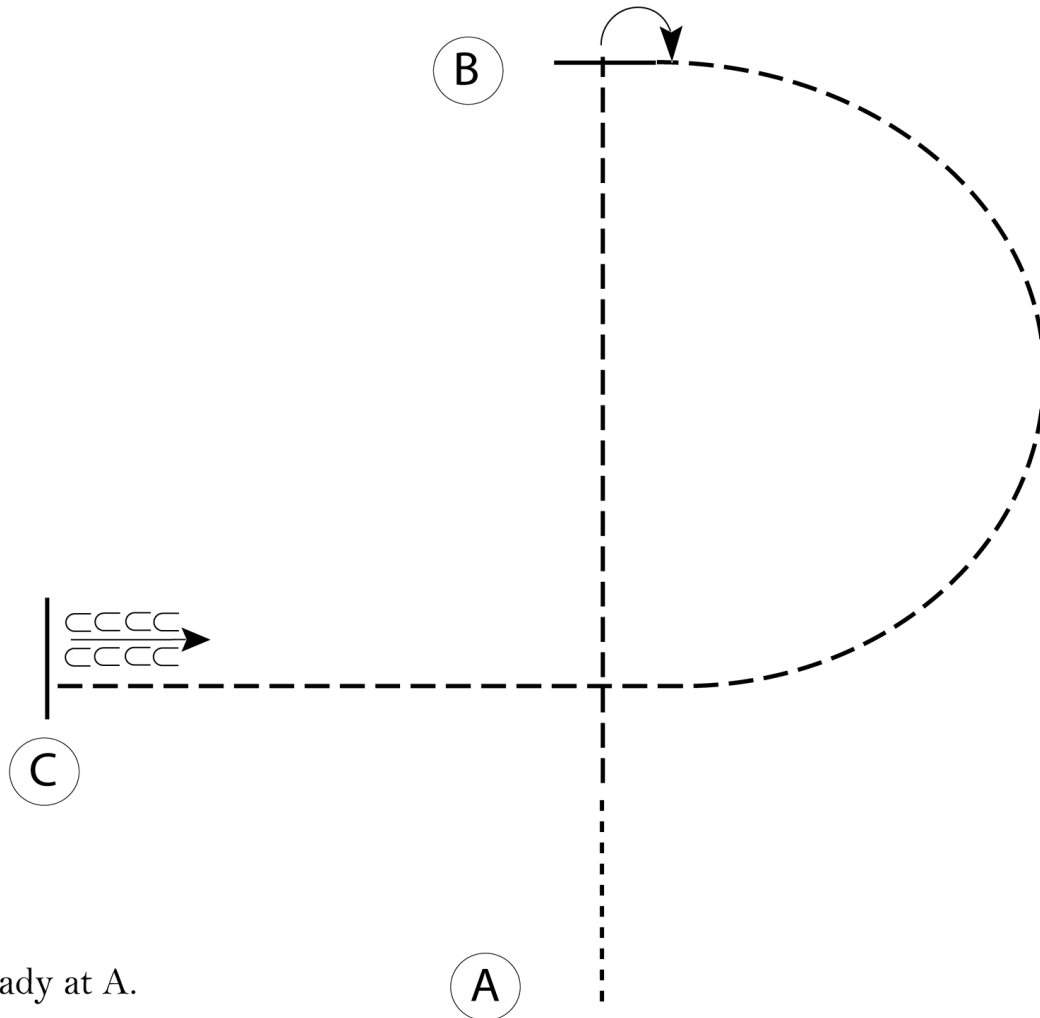
Pattern Provided by:

GAHA

Southeastern Classic

unt Seat Equitation (CHAPS, ALL BREED W/T, Youth W/T, NonPro W/T)

Show Date: 08-10-2019



Be ready at A.

1. Walk from A until even with C.
2. Posting trot on the right diagonal to B.
3. At B, stop and perform a 90 degree turn on the forehand to the right.
4. Posting trot on the left diagonal from B to C.
5. At C stop and back approximately one horse length.

Follow the instructions of your ring steward.

Walk	-----
Trot	- - - - -
Extended Trot	— — — — —
Canter	
Leg Yield	
Lead Change	— / —
Back	← ← ← ← ←
Marker	(B)
Sidepass	← — — — — →
Hand Gallop	— — — — —

[HSE/WT-30]

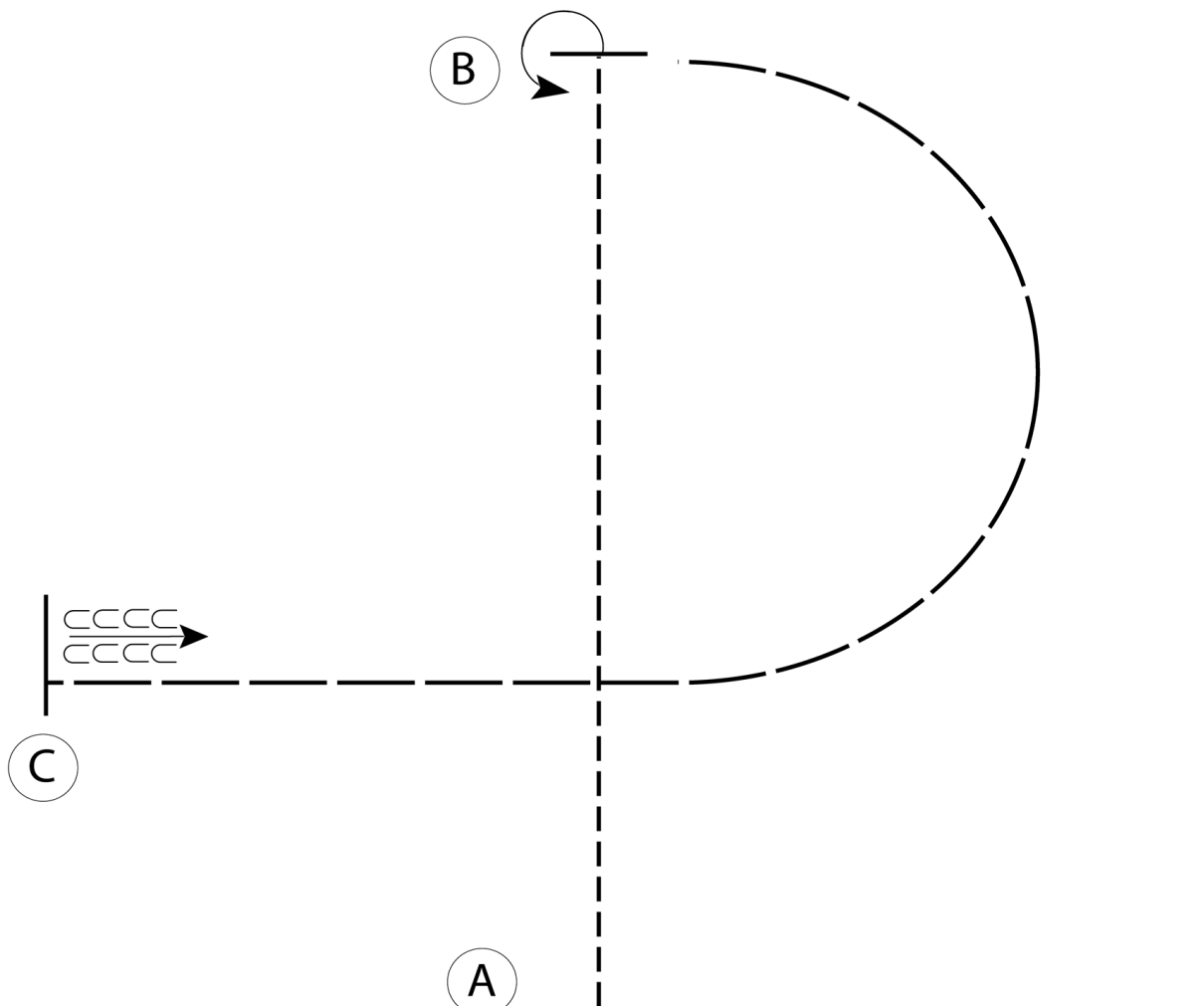
Pattern Provided by:

GAHA

Southeastern Classic

Hunt Seat Equitation (ALL BREED, Novice Youth, Novice NonPro)

Show Date: 08-10-2019



1. Posting trot on the left diagonal from A to B
2. At B stop and perform a 270 degree turn on the forehand to the left
3. Hand gallop on the right lead from B to C
4. At C stop and back four steps

Walk
Trot	- - - - -
Extended Trot	- - - - -
Canter	—————
Leg Yield	
Lead Change	///
Back	←←←←←
Marker	(B)
Sidepass	←- - - -→
Hand Gallop	—————

[HSE/2-30]

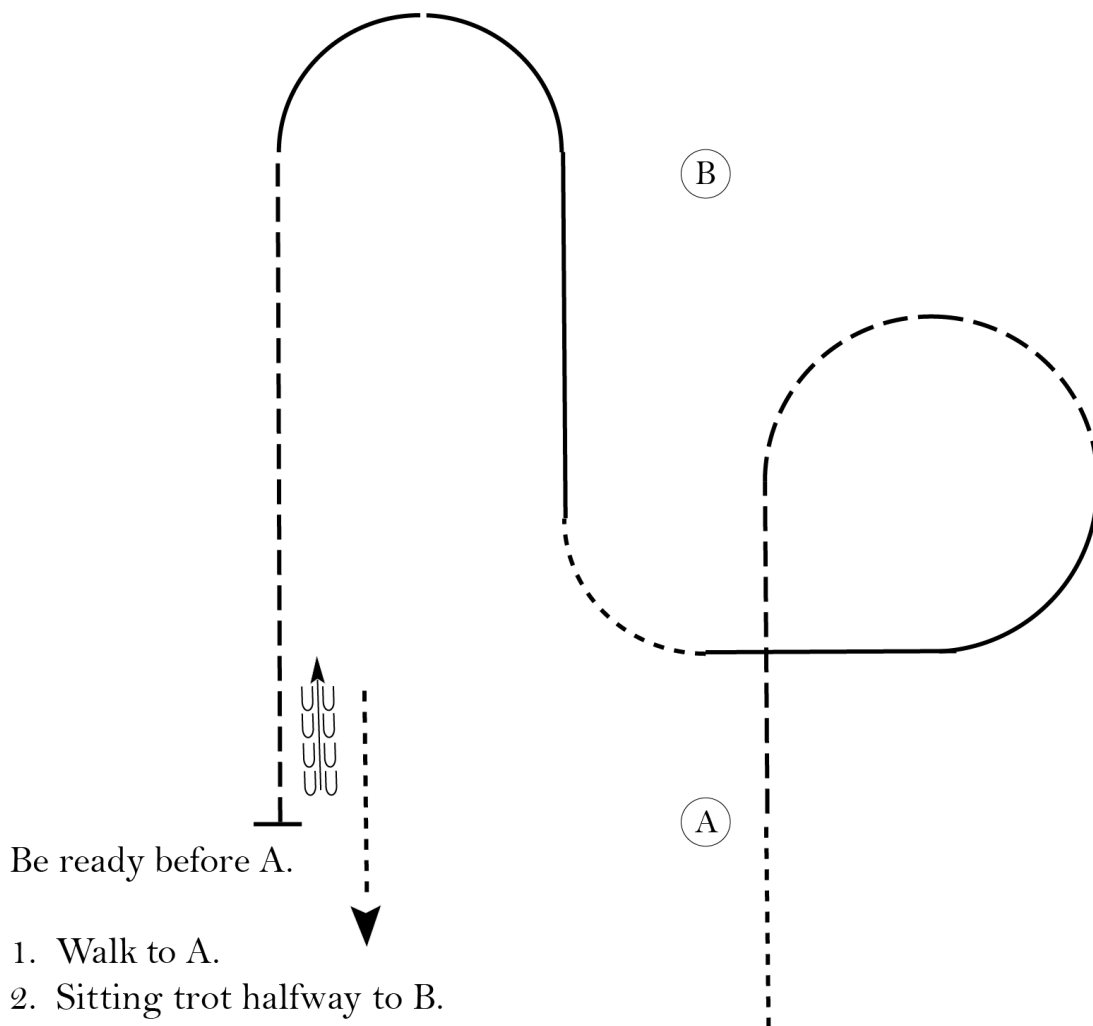
Pattern Provided by:

GAHA

Southeastern Classic

Hunt Seat Equitation (Youth, NonPro, Masters)

Show Date: 08-10-2019



1. Walk to A.
2. Sitting trot halfway to B.
3. Left diagonal trot in a half circle.
4. Canter on the right lead until even with A.
5. Walk a quarter circle.
6. Canter on the left lead to B and in a half circle as shown.
7. When even with B, trot on the right diagonal in a straight line until even with A.
8. Halt when even with A and back approximately one horse length.
9. Walk to exit.

Walk	-----
Trot	- - - - -
Extended Trot	— — — — —
Canter	—————
Leg Yield	
Lead Change	↗ ↘
Back	← ← ← ← ←
Marker	(B)
Sidepass	← — — — — →
Hand Gallop	—————

Follow the instructions of your ring steward.

[HSE/3-59]

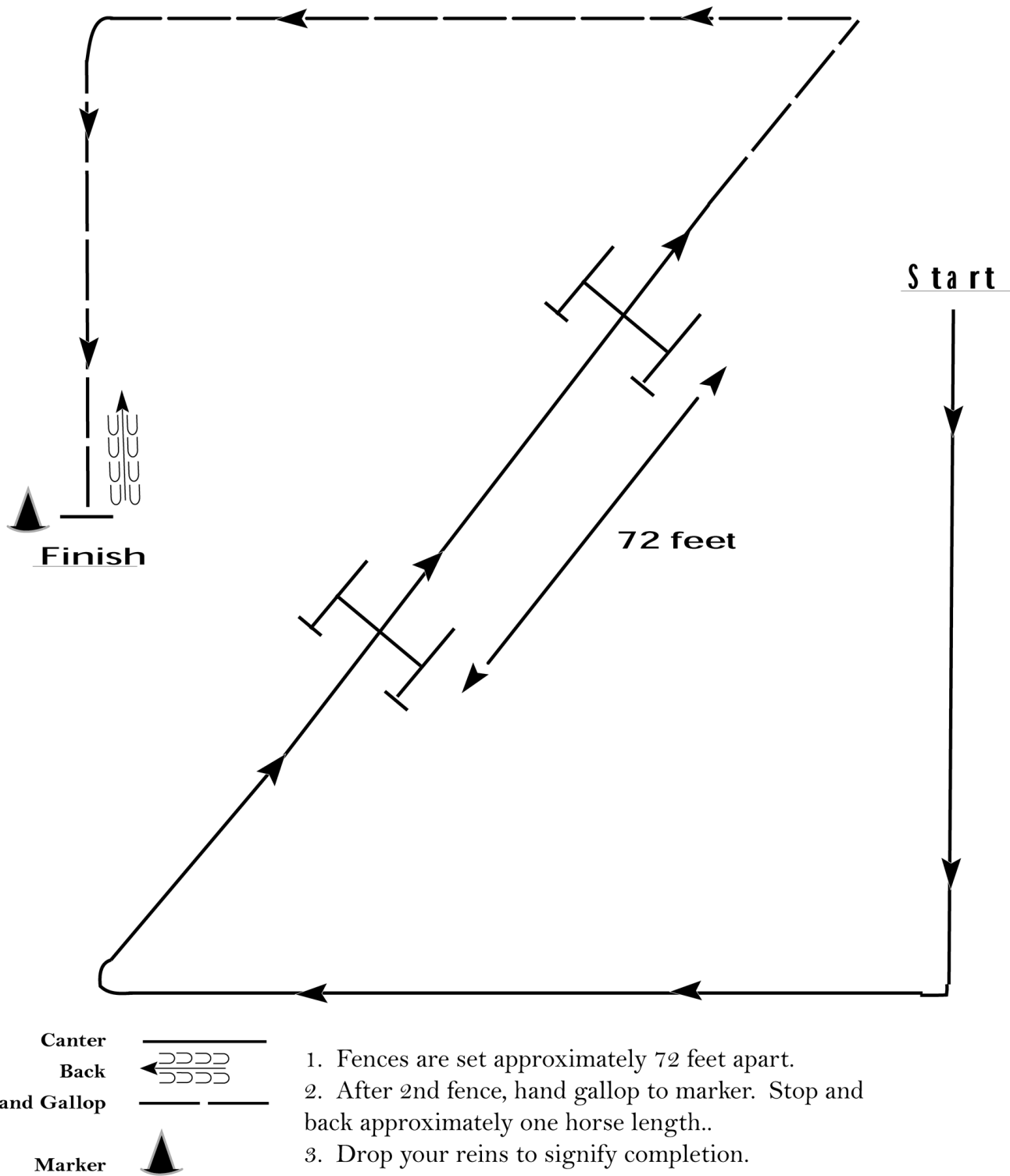
Pattern Provided by:

GAHA

Southeastern Classic

Hunter Hack (ALL BREED, Open, Youth, NonPro)

Show Date: 08-10-2019



[HH/72-14]

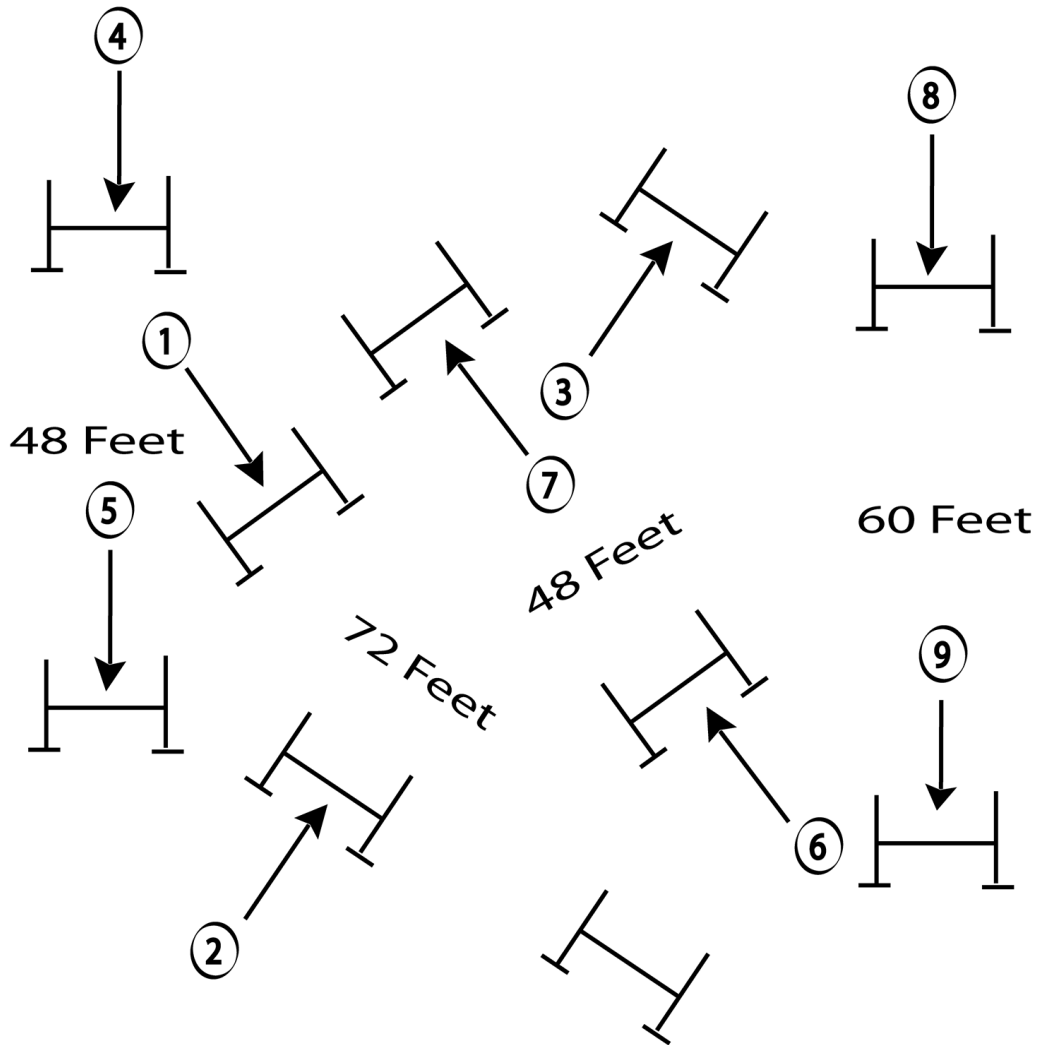
Pattern Provided by:

GAHA

Southeastern Classic

Working Hunter (ALL BREED, Open, Youth, NonPro)

Show Date: 08-10-2019



[WH/O-13]

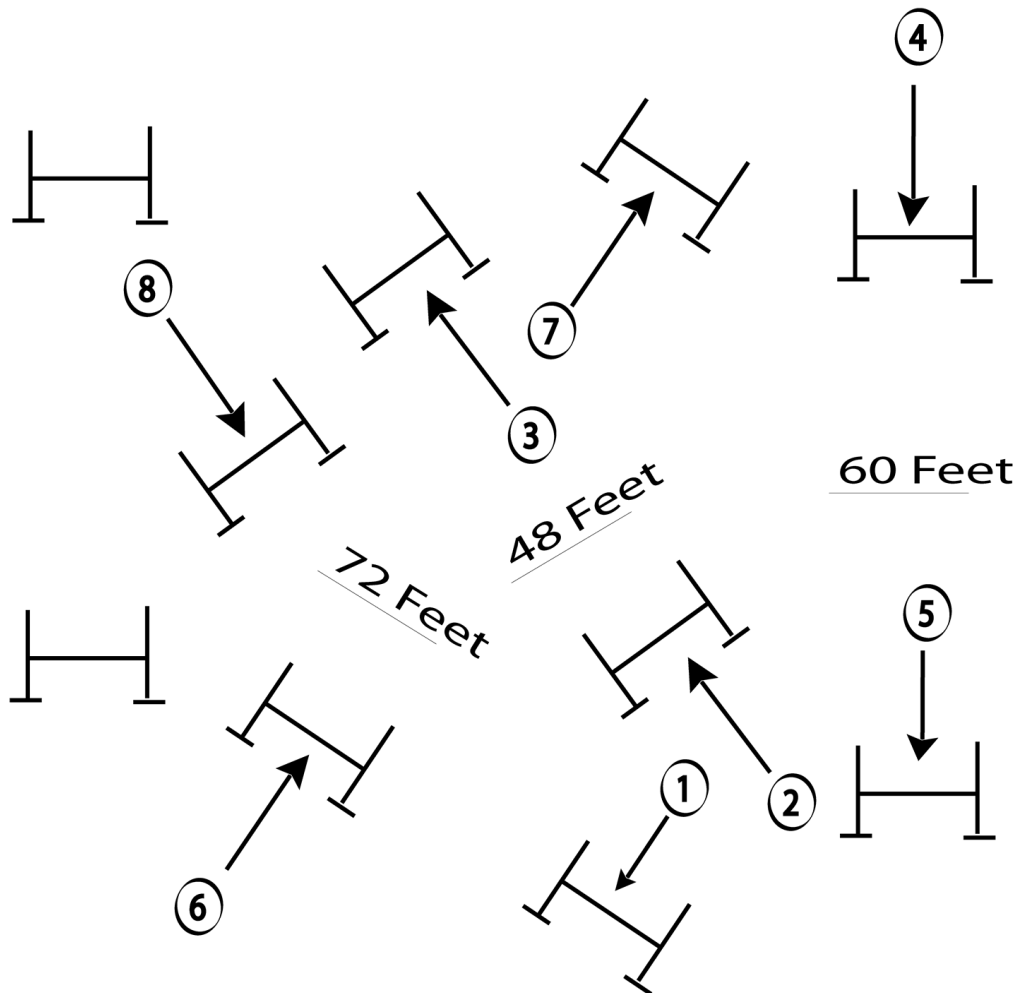
Pattern Provided by:

GAHA

Southeastern Classic

Hunt Seat Eq Over Fences (ALL BREED, Youth, NonPro)

Show Date: 08-10-2019



Pattern Provided by:

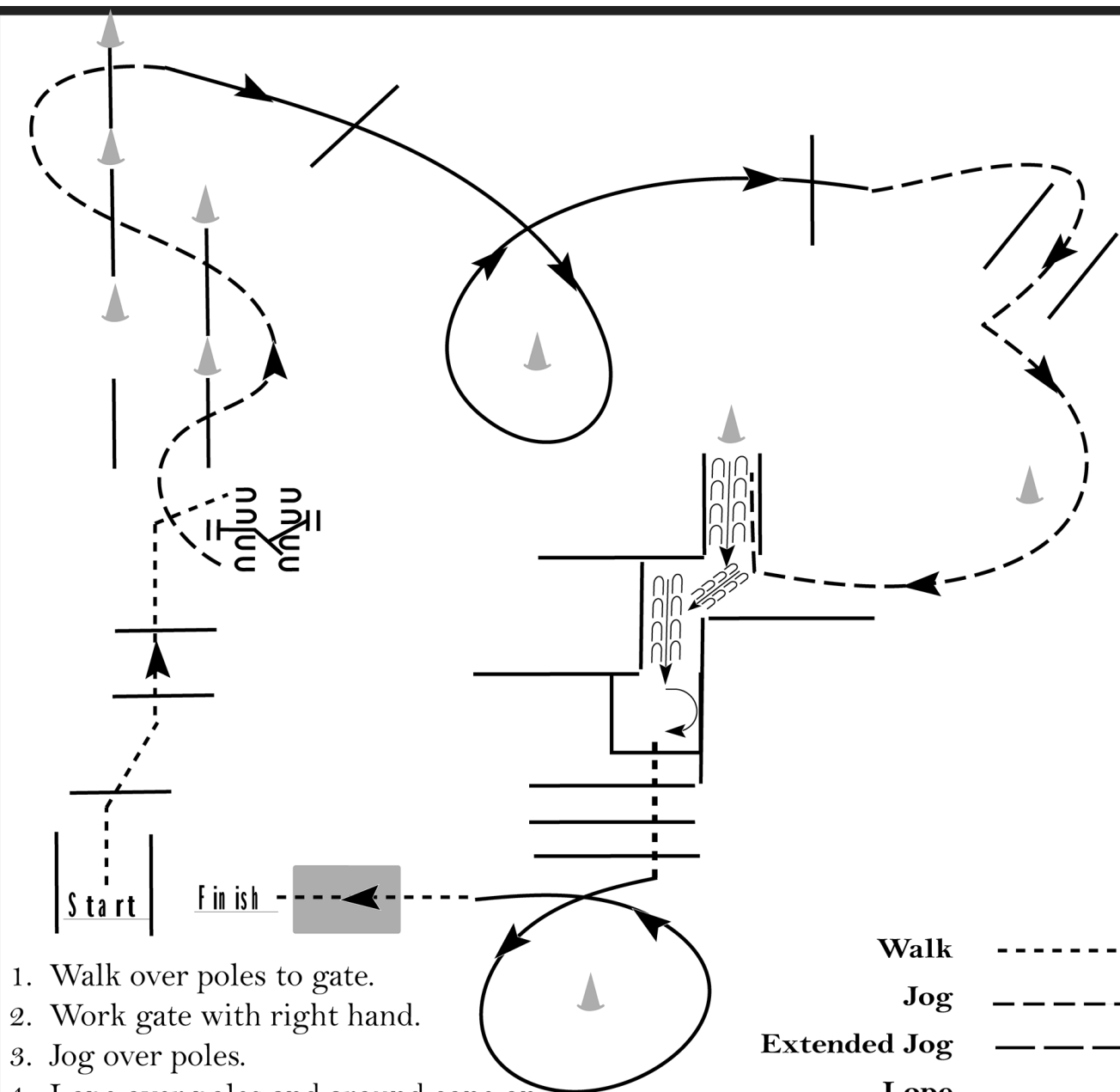
GAHA

[WH/O-12]

Southeastern Classic

Trail (ALL BREED, Green, Novice NonPro)

Show Date: 08-10-2019



1. Walk over poles to gate.
2. Work gate with right hand.
3. Jog over poles.
4. Lope over poles and around cone on right lead.
5. Jog thru chute, around cone into chute.
6. Back thru chute and into box.
7. Turn 1/2 turn to the right in box, walk out and over logs.
8. Lope around cone on left lead.
9. Walk over bridge.

Walk	-----
Jog	- - - - -
Extended Jog	- - - - -
Lope	=====
Leg Yield	
Lead Change	///
Back	←←←←←
Marker	ⓑ
Sidepass	←-----→

[T/1-27]

Pattern Provided by:

GAHA

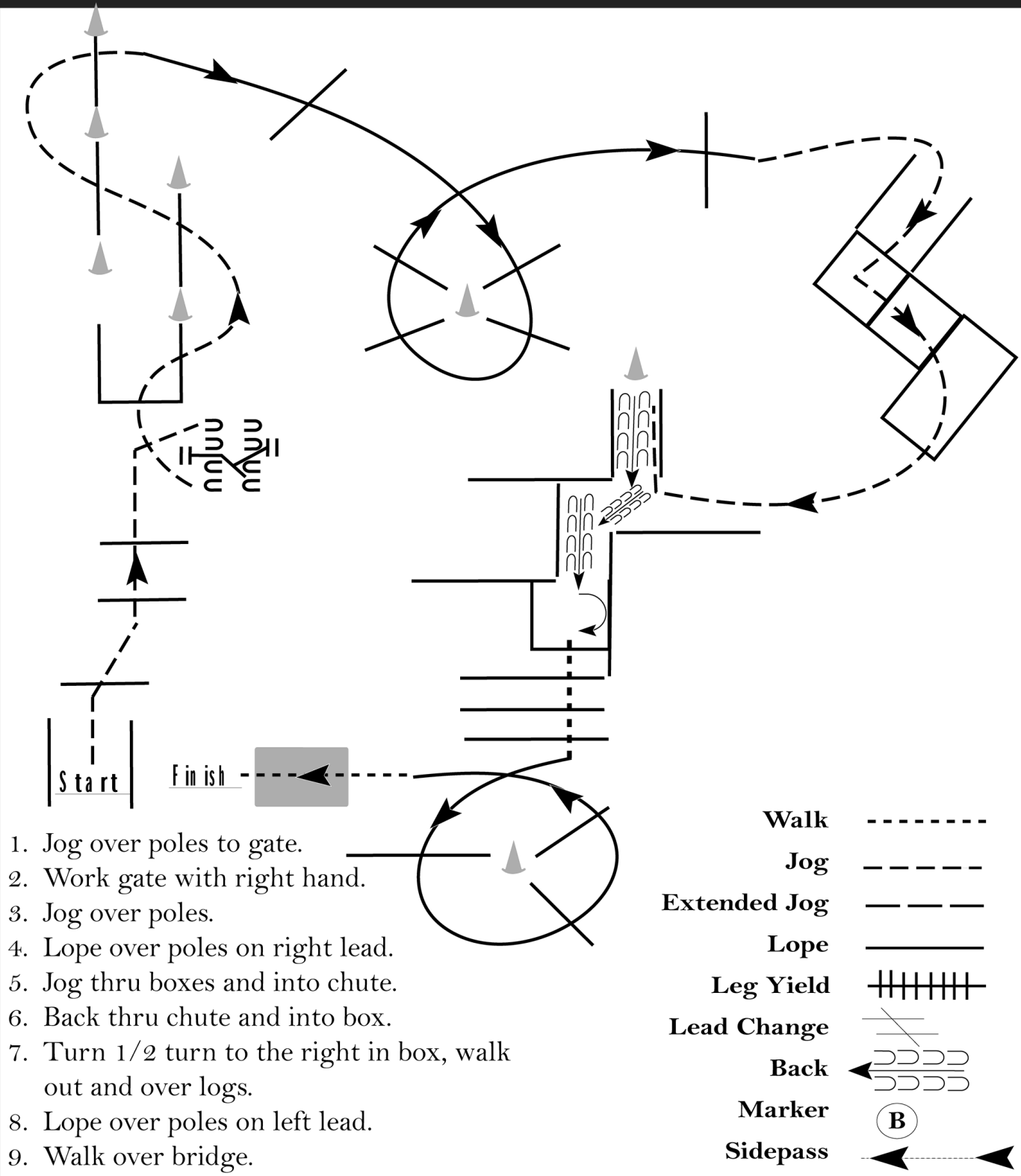
Southeastern Classic

Trail (Open, Youth, NonPro, Masters)

Show Date: 08-10-2019

www.HorseShowPatterns.com

www.HorseShowPatterns.com



[T/2-27]

Pattern Provided by:
GAHA

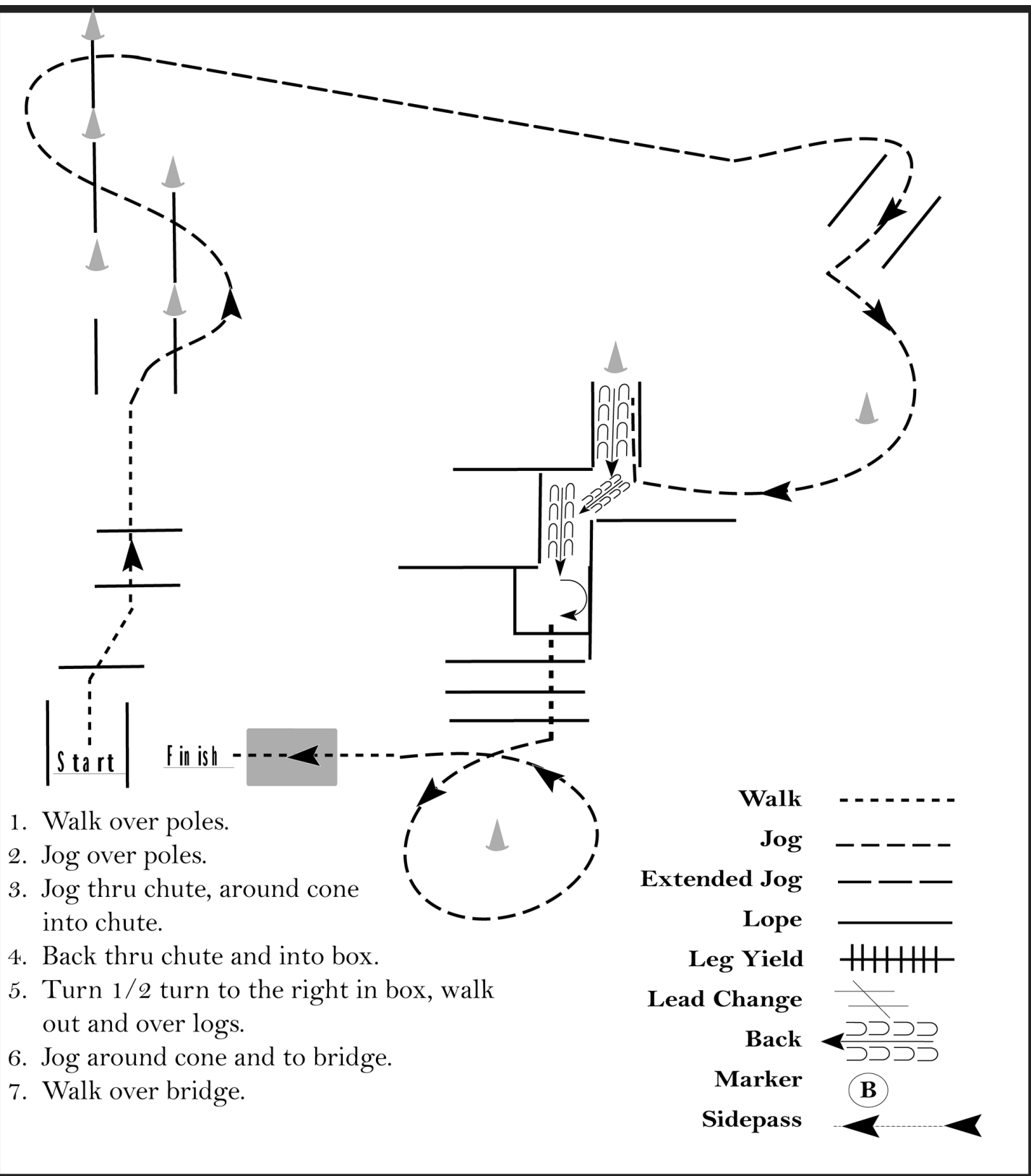
Southeastern Classic

Trail (CHAPS, ALL BREED W/T, Youth W/T, NonPro W/T)

Show Date: 08-10-2019

www.HorseShowPatterns.com

www.HorseShowPatterns.com



[TWT-27]

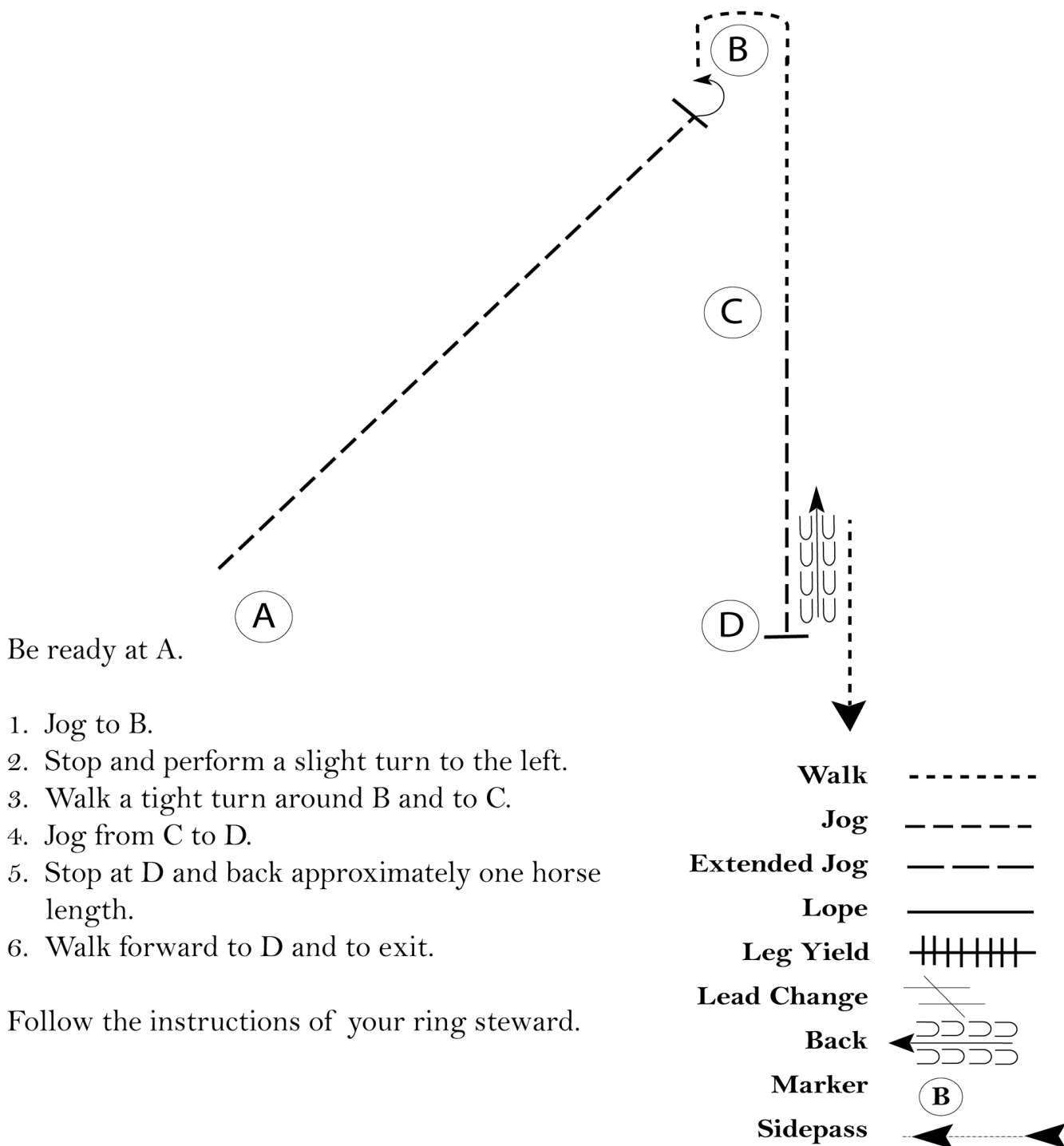
Pattern Provided by:

GAHA

Southeastern Classic

Horsemanship (ALL BREED W/T, Youth W/T, NonPro W/T)

Show Date: 08-10-2019



[WH/WT-73]

Pattern Provided by:

GAHA

Southeastern Classic

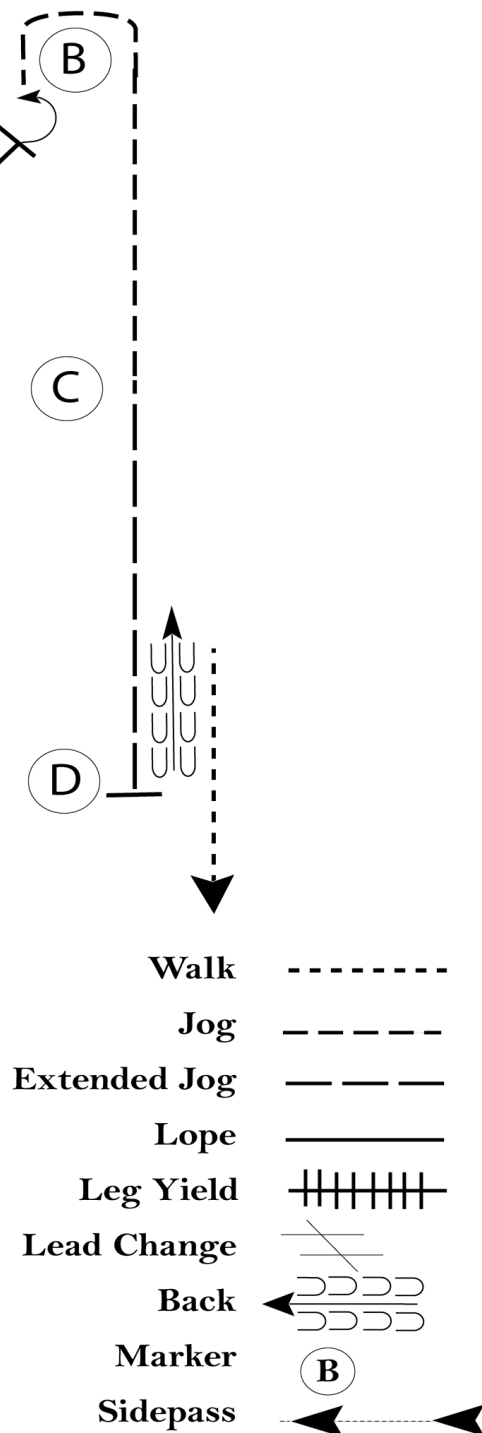
Horsemanship (ALL BREED, Novice Youth, Novice NonPro)

Show Date: 08-10-2019

Be ready at A.

1. Lope on the left lead to B.
2. Stop and perform a slight turn to the left.
3. Jog a tight turn around B.
4. Extend the jog from C to D.
5. Stop at D and back approximately one horse length.
6. Walk forward to D and to exit.

Follow the instructions of your ring steward.



[WH/1-73]

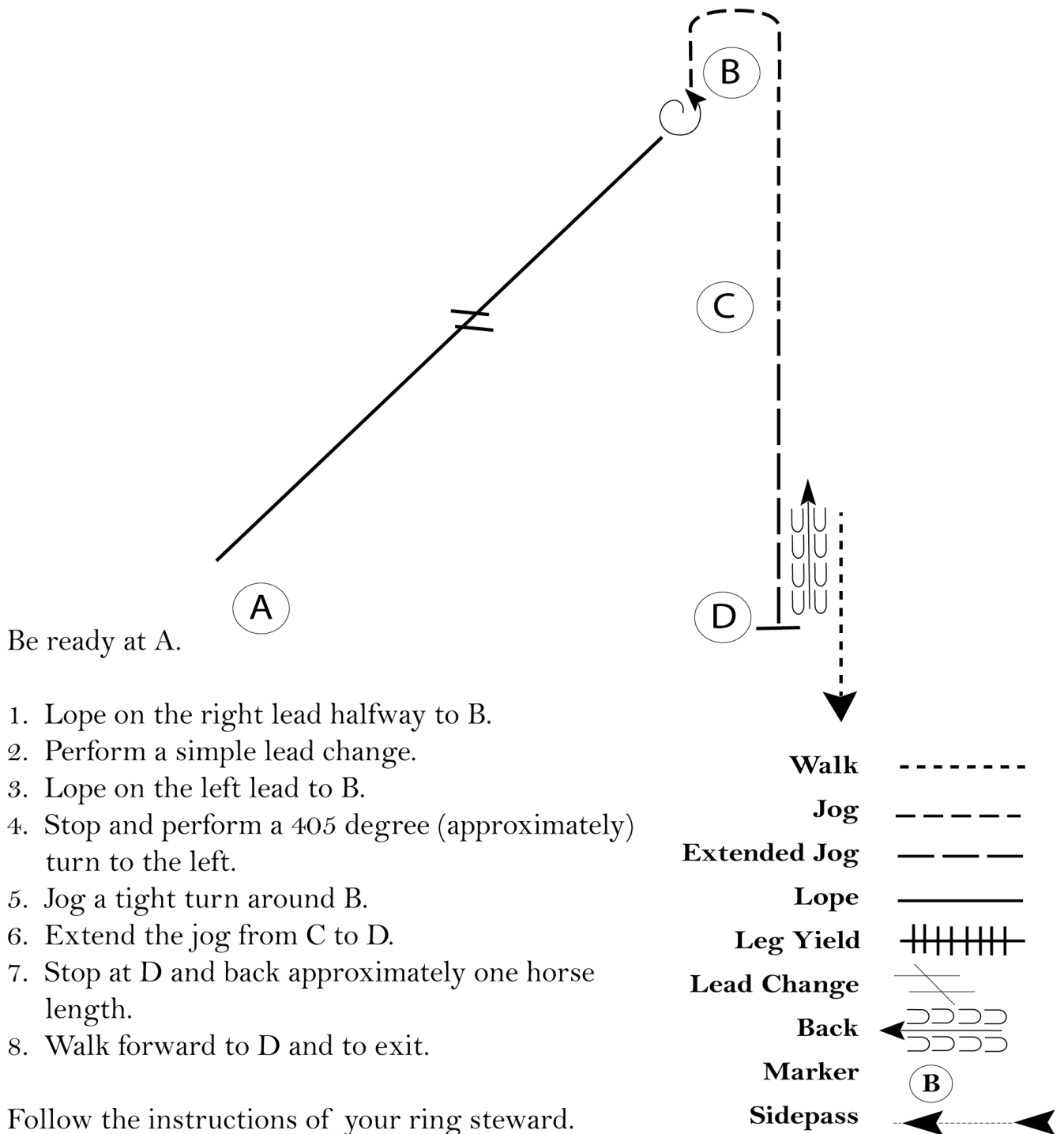
Pattern Provided by:

GAHA

Southeastern Classic

Horsemanship (Youth, NonPro, Masters)

Show Date: 08-10-2019



[WH/2-73]

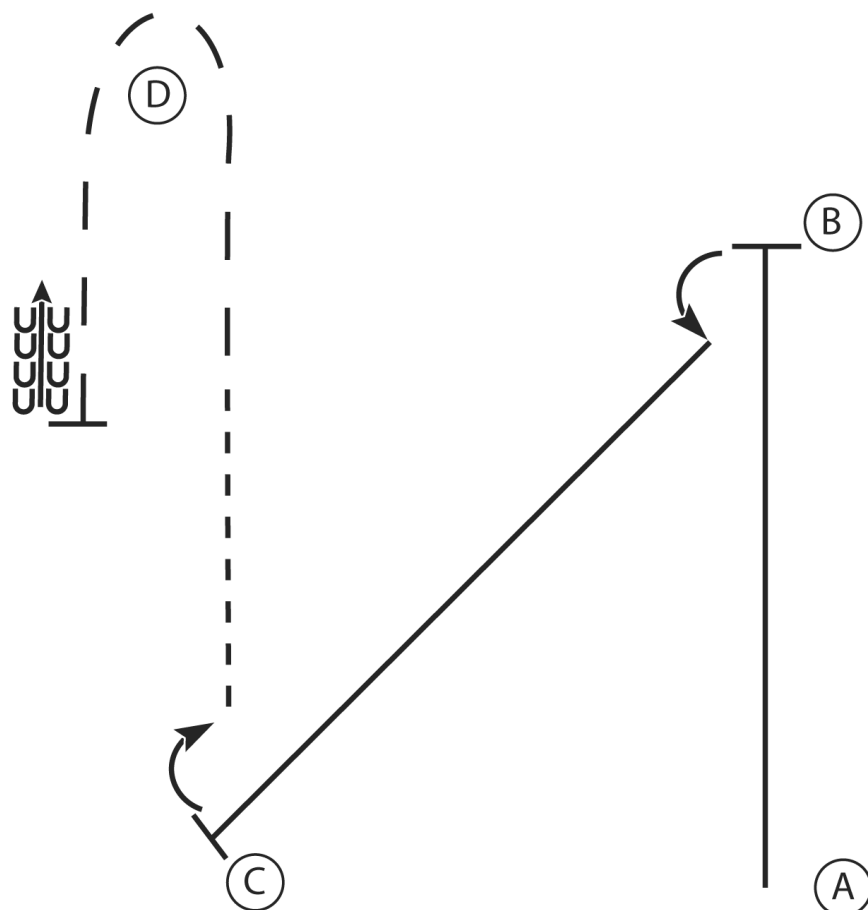
Pattern Provided by:

GAHA

Southeastern Classic

Bareback Horsemanship (Youth, NonPro)

Show Date: 08-10-2019



1. Lope on the left lead A to B
2. Stop at B and perform a turn to the left
3. Lope on the right lead to C
4. Stop at C and perform a turn to the right
5. Jog halfway to D, when halfway to D extend the jog to and around D
6. When halfway between D and C stop and back

Walk
Jog	-----
Extended Jog	- - - - -
Lope	—————
Leg Yield	
Lead Change	—/—
Back	←←←←←
Marker	(B)
Sidepass	←- - - -→

[WH/2-39]

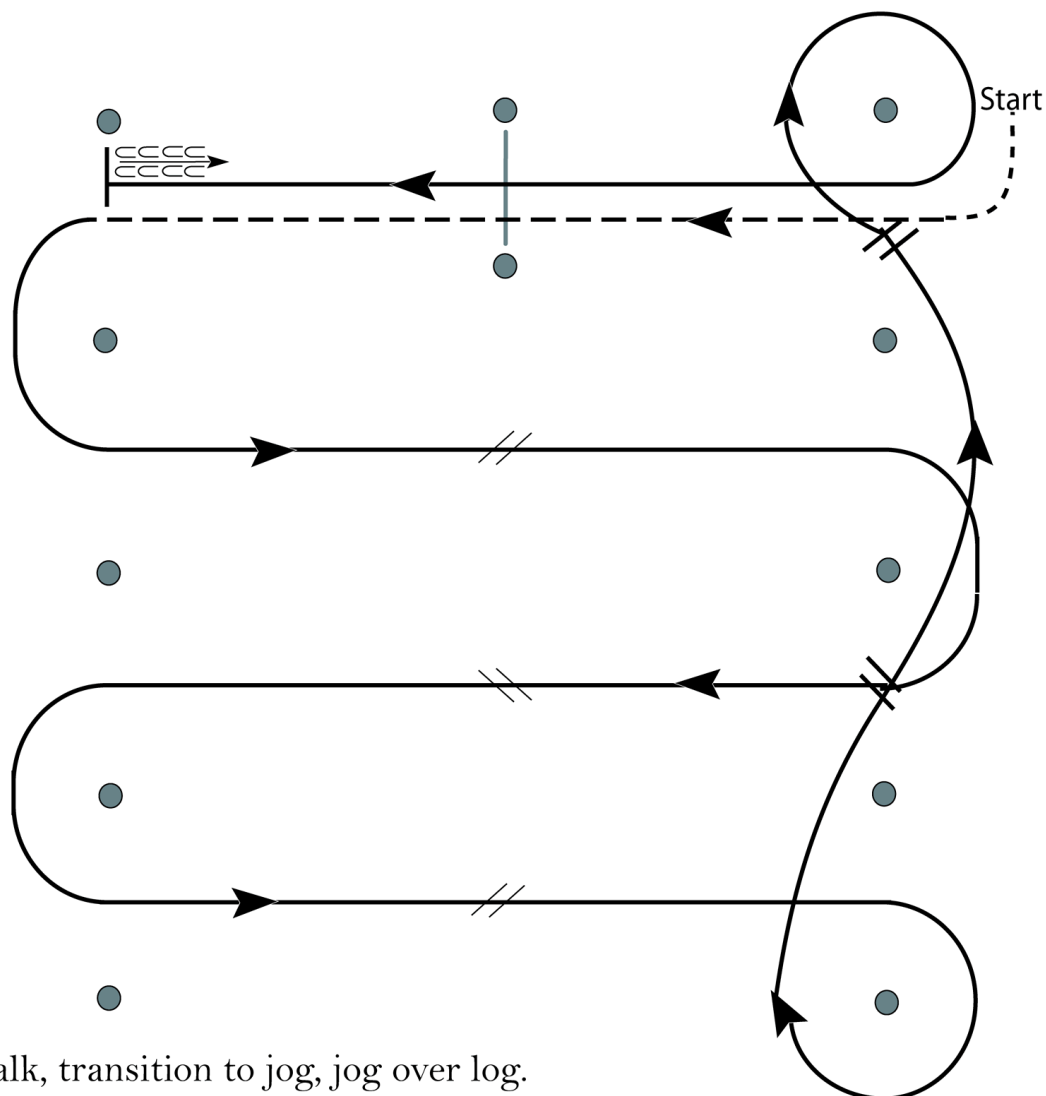
Pattern Provided by:

GAHA

Southeastern Classic

Western Riding (Green)

Show Date: 08-10-2019



1. Walk, transition to jog, jog over log.
2. Transition to left lead lope.
3. First crossing change.
4. Second crossing change.
5. Third crossing change.
6. Circle and first line change.
7. Second line change and circle.
8. Lope log.
9. Stop and back.

[WR/GP-2]

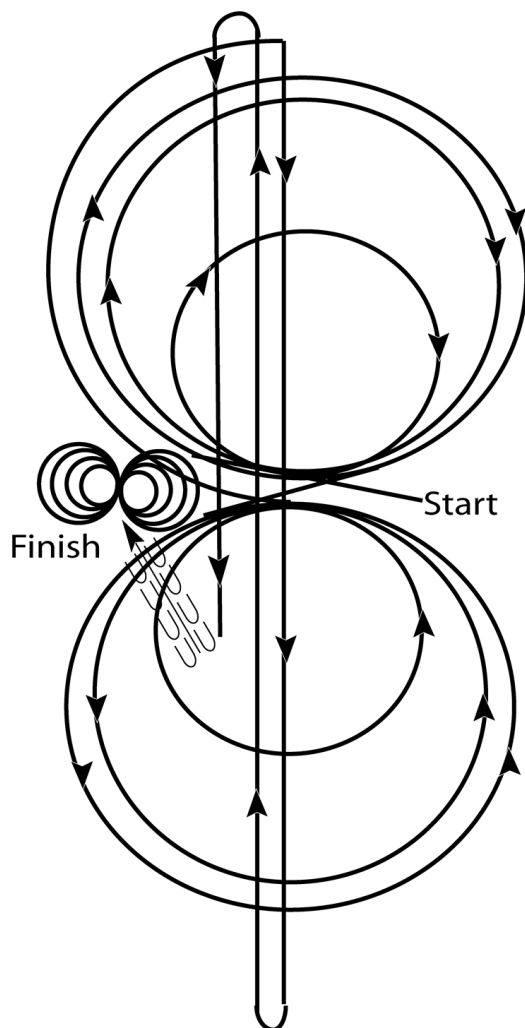
Pattern Provided by:

GAHA

Southeastern Classic

Reining (ALL BREED, Hackamore, Open, Youth, NonPro)

Show Date: 08-10-2019



Horses may walk or trot to the center of the arena. Begin at the center of the arena facing the left wall or fence.

1. Beginning on the right lead, complete three circles to the right; the first small and slow; the next two circles large and fast. Change leads at the center of the arena.
 2. Complete three circles to the left; the first small and slow; the next two circles large and fast. Change leads at the center of the arena.
 3. Continue around previous circle to the right. At the top of the circle, run down the middle to the far end of the arena past the end marker and do a right rollback - no hesitation.
 4. Run up the middle to the opposite end of the arena past the end marker and do a left rollback - no hesitation.
 5. Run past the center marker and do a sliding stop. Back up to the center of the arena or at least 10 feet (3m). Hesitate.
 6. Complete four spins to the right.
 7. Complete four spins to the left. Hesitate to demonstrate completion of the pattern.
- Rider may dismount and drop bridle to the designated judge.

[R/NRHAP-2]

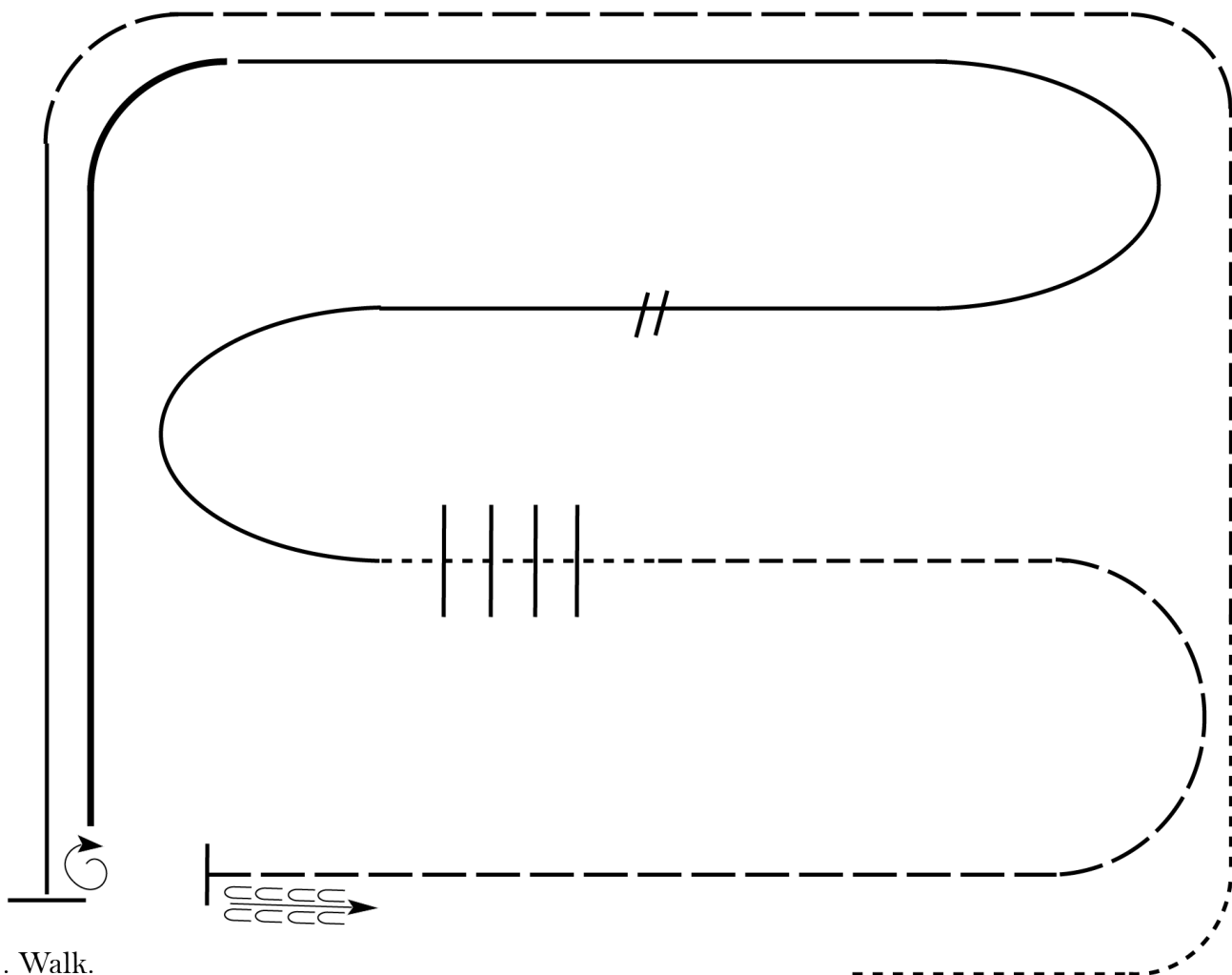
Pattern Provided by:

GAHA

Southeastern Classic

Ranch Riding (ALL BREED, Open, Youth, NonPro)

Show Date: 08-10-2019



1. Walk.
2. Trot
3. Extended trot.
4. Left lead lope
5. Stop, 1 1/2 turn right
6. Extended lope
7. Collect to working lope-right lead
8. Change leads (simple or flying)
9. Walk
10. Walk over logs
11. Trot
12. Extended trot
13. Stop and back

Walk	-----
Jog	-----
Extended Jog	-----
Lope	-----
Lead Change	//
Back	←
Marker	(B)

[RR/2]

Pattern Provided by:

GAHA